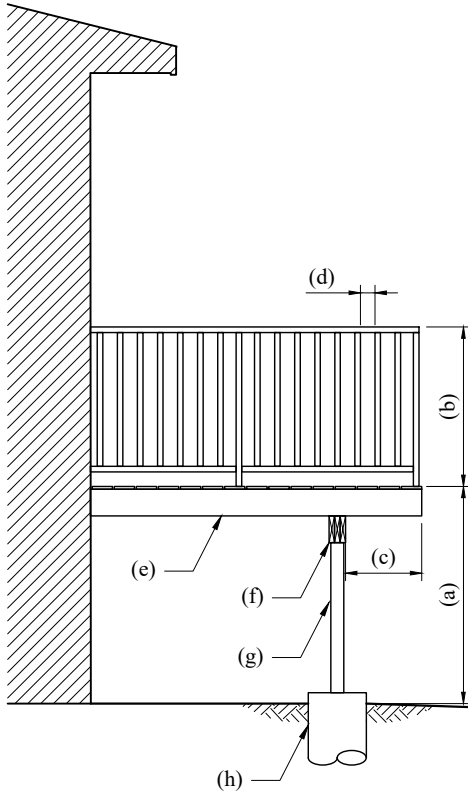
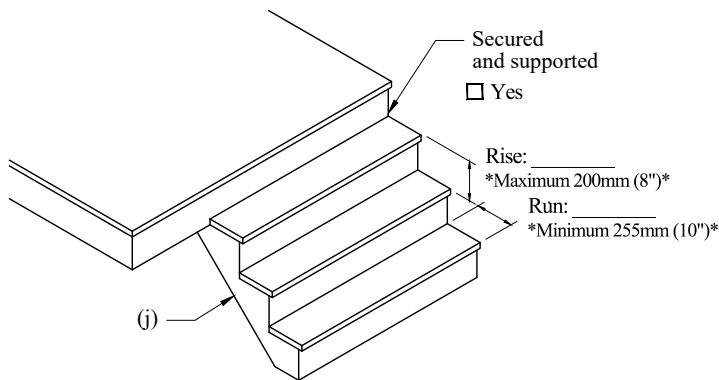


DECK WORKSHEET



DECK



NOTE: Handrail required when more than 3 risers.

STAIR

Please complete the following:

DECK DESIGN:

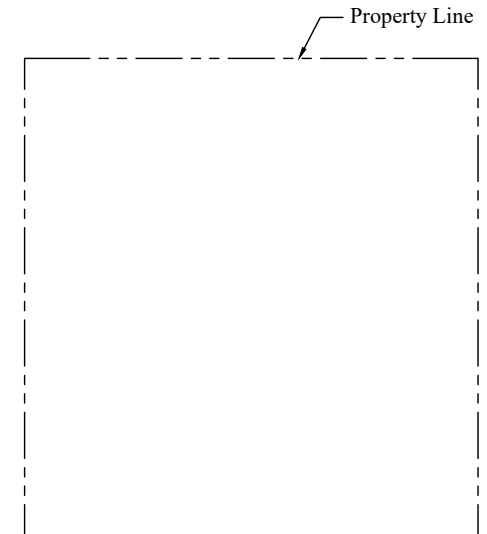
- (a) Deck Height: _____
Guardrail required when deck height is > 600mm (24") above finished grade
- (b) Guardrail Height: _____
- (c) Cantilever: _____
Maximum 600mm (24")
- (d) Maximum 100mm (4") spacing

DECK CONSTRUCTION:

Guardrail Construction (check all that apply)

- ☐ Glass ☐ Vertical Spindles
☐ Wood ☐ Horizontal Spindles
☐ Metal *permitted when deck is < 4.2m (13'-9")*

- (e) Joist Size: 2x _____
Material: _____
- (f) Beam Size: ☐ 2 ☐ 3 ☐ 4 - 2x _____
Material: _____
- (g) Column Size: ☐ 4x4 ☐ 6x6
Material: _____
Number of Columns: _____
- (h) Foundation:
☐ Deck Blocks
☐ Piles: Diameter _____ x Depth _____
- (i) Stringer Size: 2x _____
Material: _____
Number of Stringers: _____



SITE PLAN:

Sketch house footprint and deck location and indicate the following:

- ☐ Overall dimensions of deck
☐ Distance to property lines
☐ Location of beams
☐ Location of columns

JOIST SPANS		
Joist Size	16" o.c.	24" o.c.
2 x 6	9'-0"	8'-2"
2 x 8	11'-2"	10'-7"
2 x 10	13'-5"	12'-9"

2 PLY BEAMS			
Joist Length	2 x 6	2 x 8	2 x 10
8'-0"	6'-7"	8'-5"	10'-3"
10'-0"	6'-1"	7'-6"	9'-2"
12'-0"	5'-8"	6'-10"	8'-4"

3 PLY BEAMS		
Joist Length	2 x 8	2 x 10
8'-0"	9'-10"	12'-7"
10'-0"	9'-2"	11'-3"
12'-0"	8'-5"	10'-3"

Owner's Name: _____
 Address: _____
 Municipality: _____

Provided by:

